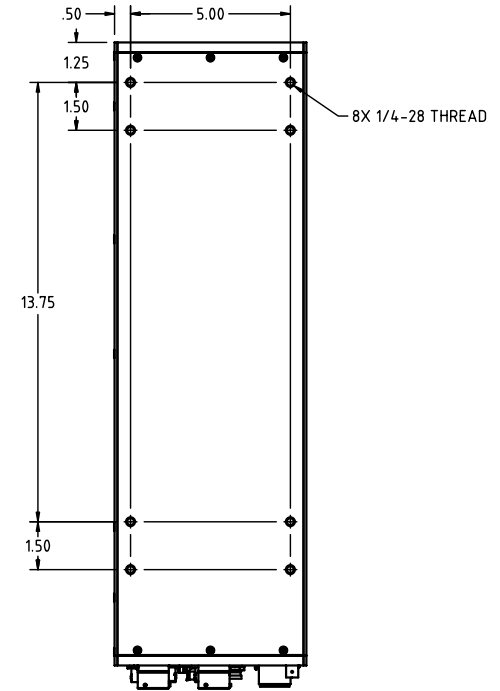
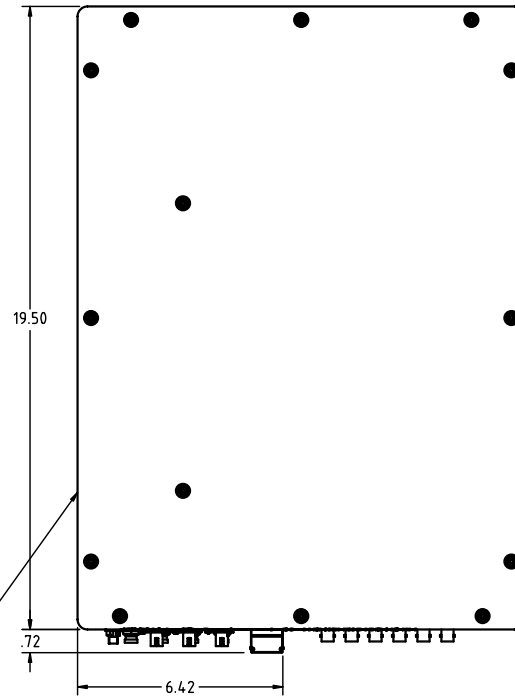
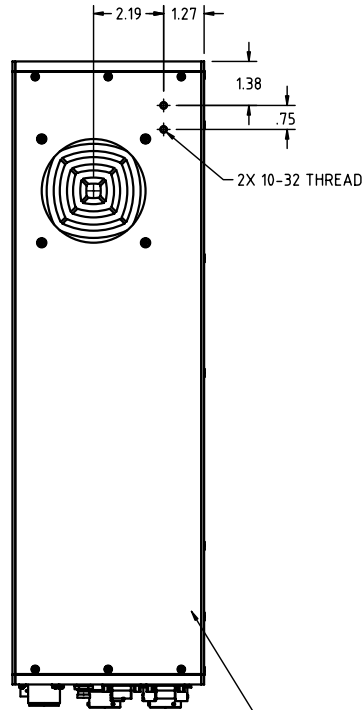
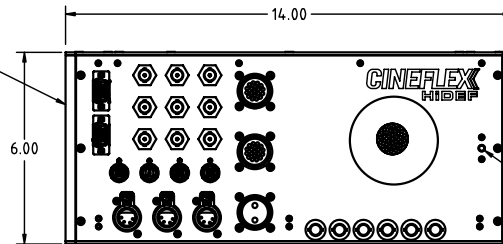


APPROXIMATE WEIGHT : 27 LBS



ALLOW AIRFLOW ACROSS THIS SIDE PLATE



-1, -2, -3, -4, -5

NUMBER	REV	PART NUMBER	PART NAME	MATERIAL DESCRIPTION	FINISH SPEC.	MATERIAL SPEC.
1	-5	ASSY (SONY, 950)				
1	-4	ASSY (KEGAM)				
1	-3	ASSY (SONY, 930, IR)				
1	-2	ASSY (SONY, 930)				
1	-1	ASSY (SONY, F950)				

UNLESS OTHERWISE SPECIFIED DIMENSIONS IN INCHES PER ANSI Y14.3	TOLERANCES	XXX ± .010	XXX ± .005
	LINEAR	XX ± .01	XX ± .005
	MACHINED FINISHES	Rz	
	BREAK ALL SHARP EDGES ON MACHINED PARTS APPROX. R.15 OR .015 X 45°		
00021	TITLE		
<b>CINEFLEX</b>			
PROPRIETARY INFORMATION NOT TO BE REPRODUCED OR DISCLOSED TO ANY OTHER PARTY WITHOUT THE WRITTEN PERMISSION OF CINEFLEX CORPORATION			
13025 GRASS VALLEY AVE. UNIT #2 GRASS VALLEY, CA 95945 PHONE: 530-477-5862 FAX: 530-477-5876		PROJ. N. LYONS	DATE 2-24-05
AUXILIARY BOX ASSY		APPD C1552	REV D